

### 3. Code Generation

**Input:** Program in intermediate language

**Tasks:**

Storage mapping	properties of program objects (size, address) in the definition module
Code selection	generate instruction sequence, optimizing selection
Register allocation	use of registers for intermediate results and for variables

**Output:** abstract machine program, stored in a data structure

**Design of code generation:**

- analyze **properties of the target processor**
- plan **storage mapping**
- design at least one **instruction sequence** for each operation of the intermediate language

**Implementation of code generation:**

- Storage mapping: a traversal through the program and the definition module computes sizes and addresses of storage objects
- Code selection: use a generator for pattern matching in trees
- Register allocation: methods for expression trees, basic blocks, and for CFGs

### 3.1 Storage Mapping

**Objective:**

for each storable program object compute storage class, relative address, size

**Implementation:**

use properties in the definition module, traverse defined program objects

**Design the use of storage areas:**

code storage	program code
global data	to be linked for all compilation units
run-time stack	activation records for function calls
heap	storage for dynamically allocated objects, garbage collection
registers for	addressing of storage areas (e. g. stack pointer) function results, arguments local variables, intermediate results ( <b>register allocation</b> )

**Design the mapping of data types (next slides)**

**Design activation records and translation of function calls (next section)**

### Storage Mapping for Data Types

**Basic types**

arithmetic, boolean, character types

match language requirements and machine properties:  
data format, available instructions,  
size and alignment in memory

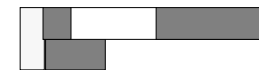
**Structured types**

for each type representation in memory and code sequences for operations, e. g. assignment, selection, ...

**record** relative address and alignment of components; reorder components for optimization



**union** storage overlay, tag field for discriminated union



**set** bit vectors, set operations

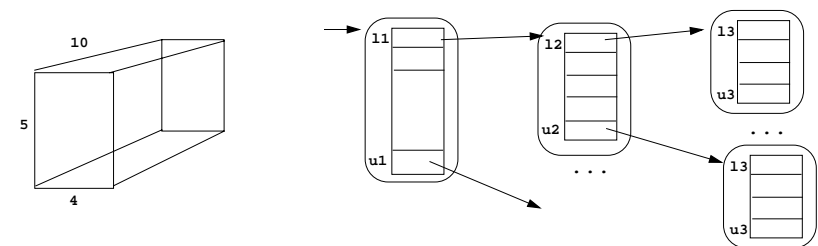
for **arrays** and **functions** see next slides

### Array Implementation: Pointer Trees

An n-dimensional array

`a: array[11..u1, 12..u2, ..., 1n..un] of real;`

is implemented by a **tree of linear arrays**;  
n-1 levels of pointer arrays and data arrays on the n-th level



Each single array can be allocated separately, dynamically; scattered in memory

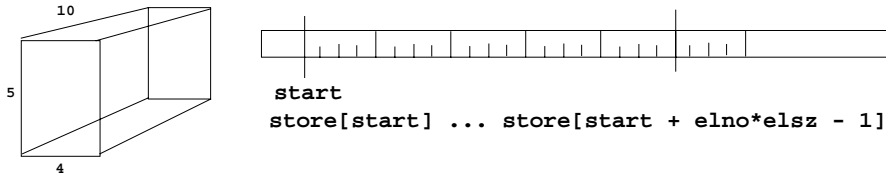
In **Java arrays** are implemented this way.

## Array Implementation: Contiguous Storage

An n-dimensional array

`a: array[l1..u1, l2..u2, ..., ln..un] of real;`

is mapped to **one contiguous storage area**  
**linearized in row-major order:**



linear storage map of array `a` onto byte-array `store` from index `start`:

number of elements      `elno = st1 * st2 * ... * stn`  
i-th index stride        `sti = ui - li + 1`  
element size in bytes    `elsz`

Index map of `a[i1, i2, ..., in]`:

`store[start+ ((i1-l1)*st2 + (i2-l2)*st3 +...)*stn + (in-ln)*elsz]`  
`store[const + ((i1*st2 + i2)*st3 +...)*stn + in)*elsz]`

## Functions as Data Objects

Functions may occur **as data objects**:

- variables
- parameters
- function results
- lambda expressions  
(in functional languages)

Functions that are defined on the **outermost program level** (non-nested)

can be implemented by just the **address of the code**.

Functions that are **defined in nested structures** have to be implemented by a **pair: (closure, code)**

The **closure** contains all **bindings** of names to variables or values that are valid when the **function definition is executed**.

In **run-time stack** implementations the **closure is a sequence of activation records on the static predecessor chain**.

## 3.2 Run-Time Stack Activation Records

**Run-time stack** contains one **activation record** for each active function call.

**Activation record:**

provides storage for the data of a function call.

**dynamic link:**

link from callee to caller,  
to the preceding record on the stack

**static link:**

**link from callee *c* to the record *s* where *c* is defined**

*s* is a call of a function which contains the definition of the function, the call of which created *c*.

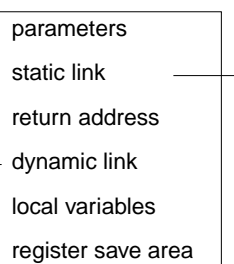
**Variables of surrounding functions** are accessed via the static predecessor chain.

Only relevant for languages which allow **nested functions**, classes, objects.

**closure of a function call:**

the **activation records on the static predecessor chain**

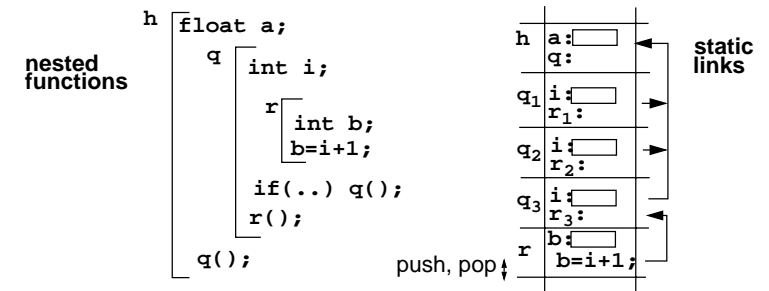
**activation record:**



## Example for a Run-Time Stack

**Run-time stack:**

A call creates an activation record and pushes it onto the stack.  
It is popped on termination of the call.



The **static link** points to the activation record where the called function is defined, e. g.  $r_3$  in  $q_3$

Optimization: activation records of **non-recursive functions** may be allocated statically.

Languages without recursive functions (FORTRAN) do not need a run-time stack.

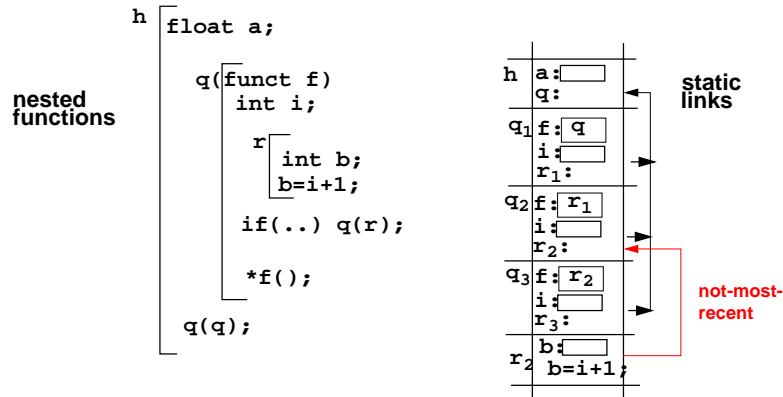
Parallel processes, threads, and coroutines need a **separate run-time stack** each.

## Not-Most-Recent Property

C-3.9

The **static link** of an activation record *c* for a function *r* points to an activation record *d* for a function *q* where *r* is defined in. If there are activation records for *q* on the stack, that are more recently created than *d*, the **static link to *d* is not-most-recent**.

That effect can be achieved by using functional parameters or variables.  
Example:

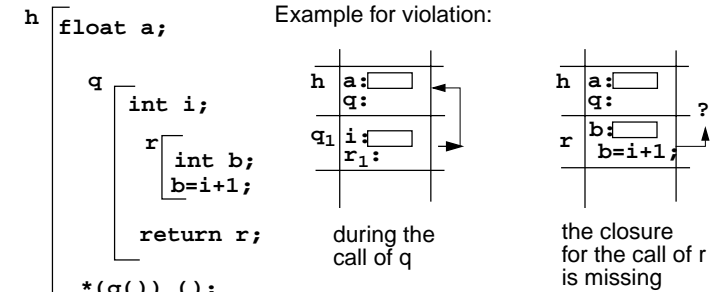


© 2004 bei Prof. Dr. Uwe Kastens

## Closures on Run-Time Stacks

C-3.10

Function calls can be implemented by a run-time stack if the **closure of a function is still on the run-time stack when the function is called.**



**Language conditions** to guarantee run-time stack discipline:

Pascal: functions not allowed as function results, or variables

C: no nested functions

Modula-2: nested functions not allowed as values of variables

**Functional languages** maintain activation records on the heap instead of the run-time stack

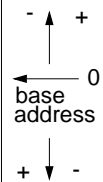
© 2002 bei Prof. Dr. Uwe Kastens

## Activation Records and Call Code

C-3.11

### activation record:

result  
parameters  
static link  
return address  
dynamic link  
local variables  
register save area



### call code

push parameter values  
push static link  
subroutine jump

### function code

push dynamic link  
stack register := top of stack  
increment top of stack for local variables  
save registers  
...  
function body  
...  
restore registers  
deallocate local variables  
pop stack register  
return jump

pop static link  
pop parameter area  
use and pop result

© 2011 bei Prof. Dr. Uwe Kastens

## 3.3 Code Sequences for Control Statements

C-3.12

A **code sequence** defines how a **control statement** is transformed into jumps and labels.

**Notation** of the Code constructs:

Code (*S*) generate code for statements *S*

Code (*C*, true, *M*) generate code for condition *C* such that it branches to *M* if *C* is true, otherwise control continues without branching

Code (*A*, *Ri*) generate code for expression *A* such that the result is in register *Ri*

**Code sequence for if-else statement:**

if (cond) ST; else SE;:

```

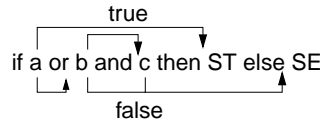
Code (cond, false, M1)
Code (ST)
goto M2
M1: Code (SE)
M2:
  
```

© 2002 bei Prof. Dr. Uwe Kastens

## Short Circuit Translation of Boolean Expressions

C-3.13

**Boolean expressions** are translated into **sequences of conditional branches**. Operands are evaluated from left to right until the result is determined.



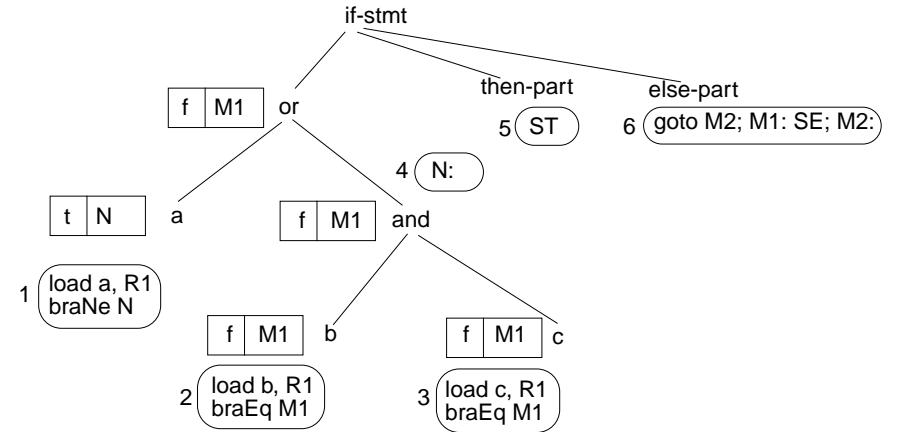
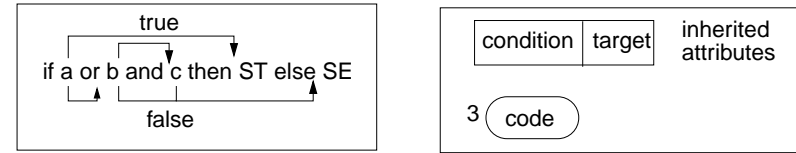
2 code sequences for each operator; applied to condition tree on a top-down traversal:

<b>Code (A and B, true, M):</b>	Code (A, false, N) Code (B, true, M) N:	<b>Code (not A, X, M):</b>	Code (A, not X, M)
<b>Code (A and B, false, M):</b>	Code (A, false, M) Code (B, false, M)	<b>Code (A &lt; B, true, M):</b>	Code (A, Ri); Code (B, Rj) cmp Ri, Rj braLt M
<b>Code (A or B, true, M):</b>	Code (A, true, M) Code (B, true M)	<b>Code (A &lt; B, false, M):</b>	Code (A, Ri); Code (B, Rj) cmp Ri, Rj braGe M
<b>Code (A or B, false, M):</b>	Code (A, true, N) Code (B, false, M) N:	<b>Code for a leaf:</b>	conditional jump

© 2007 bei Prof. Dr. Uwe Kastens

## Example for Short Circuit Translation

C-3.14



© 2002 bei Prof. Dr. Uwe Kastens

## Code Sequences for Loops

C-3.15

### While-loop variant 1:

```
while (Condition) Body
    M1: Code (Condition, false, M2)
        Code (Body)
        goto M1
    M2:
```

### While-loop variant 2:

```
while (Condition) Body
    goto M2
    M1: Code (Body)
    M2: Code (Condition, true, M1)
```

### Pascal for-loop unsafe variant:

```
for i:= Init to Final do Body
    i = Init
    L: if (i>Final) goto M
        Code (Body)
        i++
        goto L
    M:
```

### Pascal for-loop safe variant:

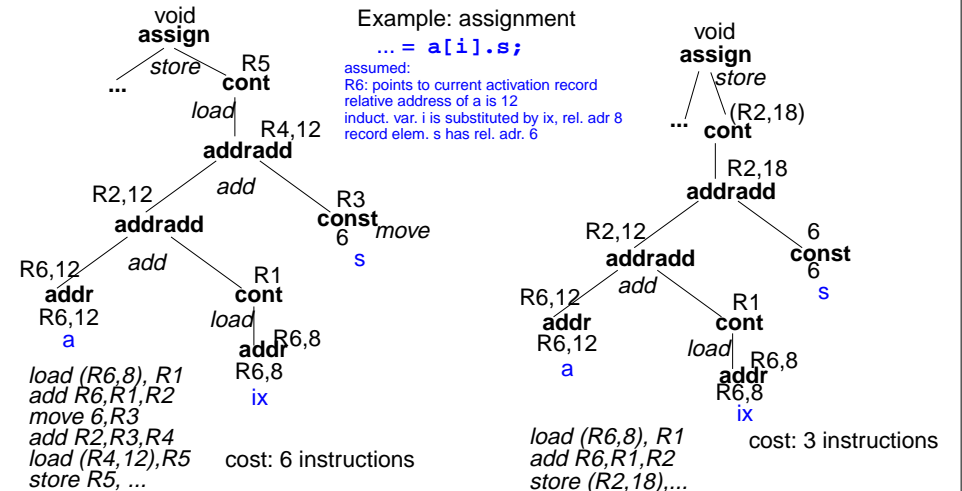
```
for i:= Init to Final do Body
    if (Init==minint) goto L
    i = Init - 1
    goto N
    L: Code (Body)
    N: if (i>= Final) goto M
        i++
        goto L
    M:
```

© 2007 bei Prof. Dr. Uwe Kastens

## 3.4 Code Selection

C-3.16

- Given: target tree in intermediate language.
- Optimizing selection:** Select patterns that translate single nodes or small subtrees into machine instructions; cover the whole tree with as few instructions as possible.
- Method: **Tree pattern matching**, several techniques



© 2011 bei Prof. Dr. Uwe Kastens

### Selection Technique: Value Descriptors

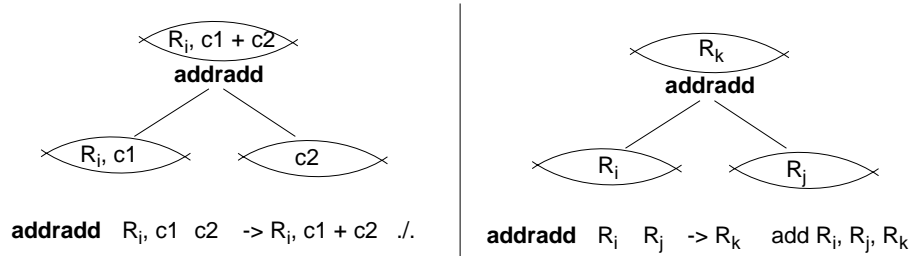
Intermediate language **tree node operators**; e.g.:

- addr** address of variable
- const** constant value
- cont** load contents of address
- addradd** address + value

**Value descriptors** state how/where the value of a tree node is represented, e. g.

- R<sub>i</sub>** value in register R<sub>i</sub>
- c** constant value c
- R<sub>i</sub>,c** address R<sub>i</sub> + c
- (adr)** contents at the address adr

alternative **translation patterns** to be selected context dependend:

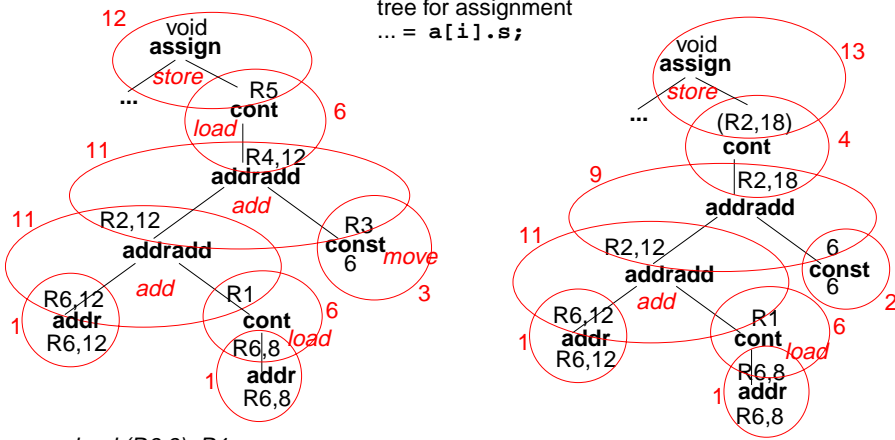


### Example for a Set of Translation Patterns

#	operator	operands	result	code
1	addr	R <sub>i</sub> , c	-> R <sub>i</sub> ,c	./.
2	const	c	-> c	./.
3	const	c	-> R <sub>i</sub>	move c, R <sub>i</sub>
4	cont	R <sub>i</sub> , c	-> (R <sub>i</sub> , c)	./.
5	cont	R <sub>i</sub>	-> (R <sub>i</sub> )	./.
6	cont	R <sub>i</sub> , c	-> R <sub>j</sub>	load (R <sub>i</sub> , c), R <sub>j</sub>
7	cont	R <sub>i</sub>	-> R <sub>j</sub>	load (R <sub>i</sub> ), R <sub>j</sub>
8	addradd	R <sub>i</sub> c	-> R <sub>i</sub> , c	./.
9	addradd	R <sub>i</sub> , c1 c2	-> R <sub>i</sub> , c1 + c2	./.
10	addradd	R <sub>i</sub> R <sub>j</sub>	-> R <sub>k</sub>	add Ri, Rj, Rk
11	addradd	R <sub>i</sub> , c R <sub>j</sub>	-> R <sub>k</sub> , c	add R <sub>i</sub> , R <sub>j</sub> , R <sub>k</sub>
12	assign	R <sub>i</sub> R <sub>j</sub>	-> void	store R <sub>j</sub> , R <sub>i</sub>
13	assign	R <sub>i</sub> (R <sub>j</sub> , c)	-> void	store (R <sub>j</sub> ,c), R <sub>i</sub>
14	assign	R <sub>i</sub> ,c R <sub>j</sub>	-> void	store R <sub>j</sub> , R <sub>i</sub> ,c

### Tree Covered with Translation Patterns

tree for assignment  
... = a[i].s;



load (R6,8), R1  
add R6,R1,R2  
move 6,R3  
add R2,R3,R4  
load (R4,12),R5  
store R5, ...  
cost: 6 instructions

load (R6,8), R1  
add R6,R1,R2  
store (R2,18),...  
cost: 3 instructions

### Pattern Selection

#### Pass 1 bottom-up:

Annotate the nodes with sets of pairs  
{ (v, c) | v is a kind of value descriptor that an applicable pattern yields, c are the accumulated subtree costs}

If (v, c1), (v, c2) keep only the cheaper pair.

#### Pass 2 top-down:

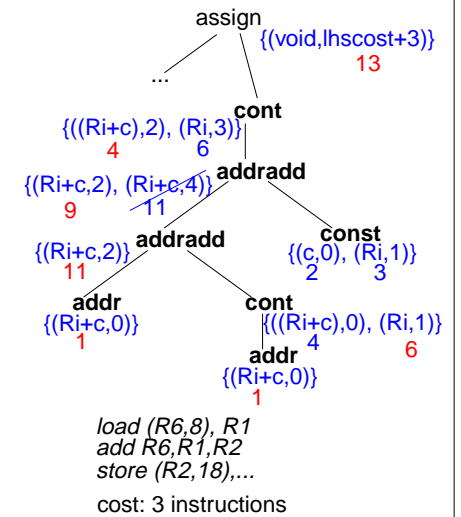
Select for each node the cheapest pattern, that fits to the selection made above.

#### Pass 3 bottom-up:

Emit code.

Improved technique:

relative costs per sets =>  
finite number of potential sets  
integer encoding of the sets at generation time



## Pattern Matching in Trees: Bottom-up Rewrite

C-3.21

### Bottom-up Rewrite Systems (BURS) :

a general approach of the pattern matching method:

Specification in form of tree patterns, similar to C-3.18 - C-3.20

Set of patterns is **analyzed at generation** time.

Generator produces a **tree automaton** with a finite set of states.

On the bottom-up traversal it annotates each tree node with

a **set of states**:

those selection decisions which may lead to an optimal solution.

Decisions are made on the base of the **costs of subtrees**  
rather than costs of nodes.

Generator: BURG

## Tree Pattern Matching by Parsing

C-3.22

The tree is represented in prefix form.

Translation patterns are specified by tuples (CFG production, code, cost),  
Value descriptors are the nonterminals of the grammar, e. g.

8     RegConst ::= **addradd** Reg   Const            nop            0

11    RegConst ::= **addradd** RegConst Reg        add R<sub>i</sub>, R<sub>j</sub>, R<sub>k</sub>        1

Deeper patterns allow for more effective optimization:

Void ::= **assign** RegConst **addradd** Reg   Const        store (R<sub>i</sub>, c1),(R<sub>j</sub>, c2)   1

Parsing for an ambiguous CFG:

application of a production is decided on the base of the production costs  
rather than the accumulated subtree costs!

Technique „Graham, Glanville“

Generators: GG, GGSS